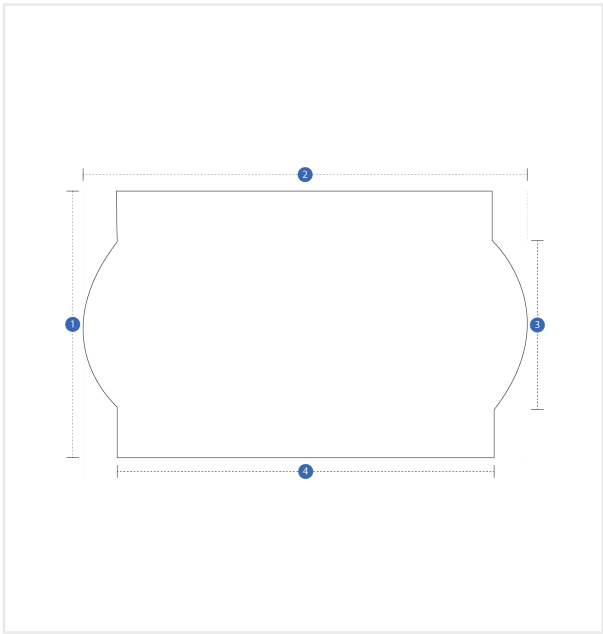


How to Measure Roman Pool Cover - No Steps

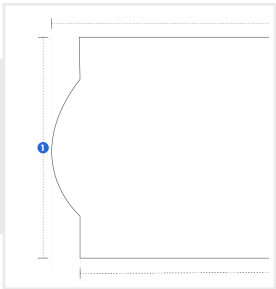
Measurement Instruction

- ✓ Give exact measurement from edge to edge.
- ✓ We add 30 cm to 60 cm leeway on each side.
- ✓ The height dimensions will remain same as provided by you.

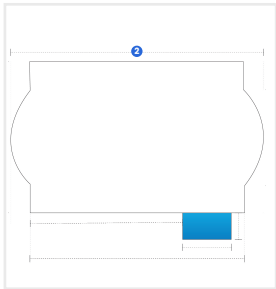


Measurement (cm)			
1. Total Width	<input type="text"/>	2. Total Length	<input type="text"/>
3. Width#1	<input type="text"/>	4. Length#1	<input type="text"/>
4. Length#2	<input type="text"/>	6. Step Length	<input type="text"/>
7. Step Width	<input type="text"/>		

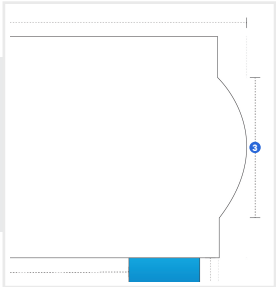
1. Width:  
Total Width of the Pool



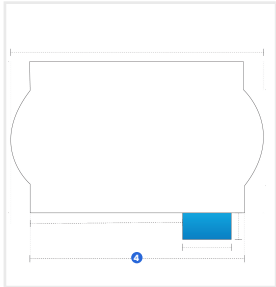
2. Length:  
Total Length of the Pool




3. Width#1  
Width of the Pool



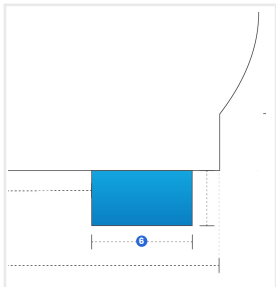
4. Length#1  
Length of the Pool



5. Length#2  
Length of the Pool till Step

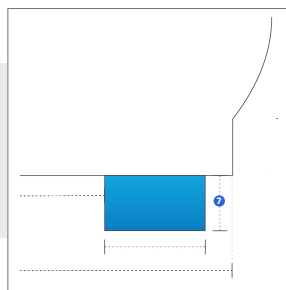


6. Step Length  
Step Length of the Pool



## 7. Step Width

Step Width of the Pool



We encourage you to upload the image of the article you need the cover for - this helps our team ensure covers are designed keeping your requirements in mind.